

1

2

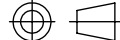
3

4

5

DRG. No. **EBF-TET-5B** SHEET 1 OF 1PRODUCT/ASSEMBLY  
**1013 - PANEL MOUNT ANTENNAS**DESCRIPTION  
**EB BODY MNT FLEX 380-430MHz 5m BNC**MATERIAL  
N/AFINISH  
N/AWEIGHT  
225gAPPROVED **KD** DO.CHECK **AR**

SCALE 1:1 DIMENSIONS IN mm

DO NOT SCALE 3RD ANGLE PROJECTION 

01019 A INITIAL ISSUE 28/09/2017 PE

PCN REV. DESCRIPTION DATE DRN

TOLERANCES UNLESS OTHERWISE STATED

0 DEC. PLACE ±0.5 2 DEC. PLACES ±0.1

1 DEC. PLACE ±0.2 ANGULAR ±1°

 DENOTES LATEST ISSUE CHANGES DENOTES CRITICAL VALUE **PANORAMA ANTENNAS**

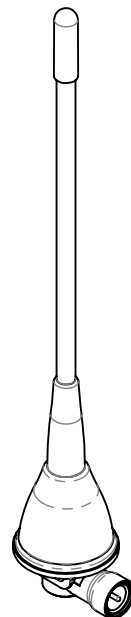
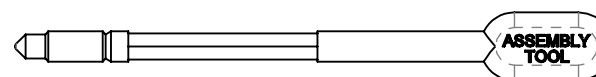
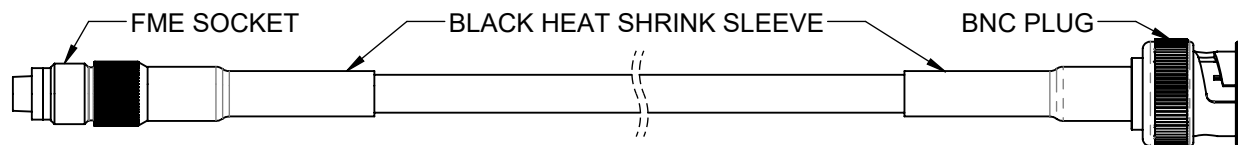
THIS DOCUMENT MUST NOT BE COPIED OR DISCLOSED TO A THIRD PARTY WITHOUT THE WRITTEN CONSENT OF PANORAMA ANTENNAS LTD.

© 2017

A4

## NOTES:

- PANEL MOUNTING HOLE  $\varnothing$  12.5mm IF INTERNAL ACCESS IS POSSIBLE. PANEL MOUNTING HOLE  $\varnothing$  16.0mm WITH EXTERNAL ACCESS ONLY.
- LOCKING CAP TO BE ASSEMBLED WITH A TORQUE OF 4nM (lb ft).
- SAMPLES MUST BE APPROVED BY PANORAMA ANTENNAS Q.C. BEFORE COMMENCING PRODUCTION.
- ALL MATERIALS SUPPLIED MUST BE RoHS2 (DIRECTIVE 2011/65/EU) COMPLIANT AND MUST NOT CONTAIN ANY SUBSTANCES OF VERY HIGH CONCERN (SVHCs) LISTED UNDER REACH OR POLY-AROMATIC HYDROCARBONS (PAHs), OR PERSISTENT ORGANIC POLLUTANTS (POPs) CONTROLLED BY THE STOCKHOLM CONVENTION.

ISO VIEW  
SCALE 1:2ASSEMBLY TOOL SP8-0057  
SUPPLIED LOOSE1 x  $\varnothing$ 5 CS23 CABLE FME(f) - BNC(m) 5m LONG

END CAP: BLACK FLEXIBLE TPE - BONDED ON.

FLEXIBLE ANTENNA ELEMENT

ANTENNA ELEMENT TERMINAL END MOULDED IN BLACK TPE

ADAPTOR CAP MOULDED IN BLACK TPE

BLACK FLEXIBLE TPE SEALING WASHER

174 ±4

A

B

C

D